



Series	AGM-R	Warranty	See Warranty Terms
Volts	6	Design	
Cells	3		
Terminal Type		F14(M8)	
Included Hardware		Stainless Steel Nuts & Bolts	
Size & Thread		M8	

Charge

Charge Voltage Range	2.45 V/cell @ 25°C (77°F)
Float Voltage Range	2.3 V/cell @ 25°C (77°F)
Recommended Charge Current	45 A
Maximum Charge Current	70 A
Self-Discharge Rate	Less than 2% per month at 25°C (77°F)
Internal Resistance	1.9 mΩ

Capacity

Capacity Affect by Temperature	40°C (104°F)	25°C (77°F)	0°C (32°F)	-15°C (5°F)
	102%	100%	85%	65%

Hour Rate	Capacity / AMP Hour	Current / AMPs
@ 100 Hour Rate	245 AH	2.45 A
@ 20 Hour Rate	225 AH	11.25 A
@ 10 Hour Rate	214 AH	21.4 A
@ 5 Hour Rate	194 AH	38.8 A

Cut Off Voltage	Constant Current Discharge								
	1 hr	2 hr	3 hr	4 hr	5 hr	6 hr	8 hr	10 hr	
VPC	123.8	73.62	57.33	45.48	38.75	2	26.06	21.64	

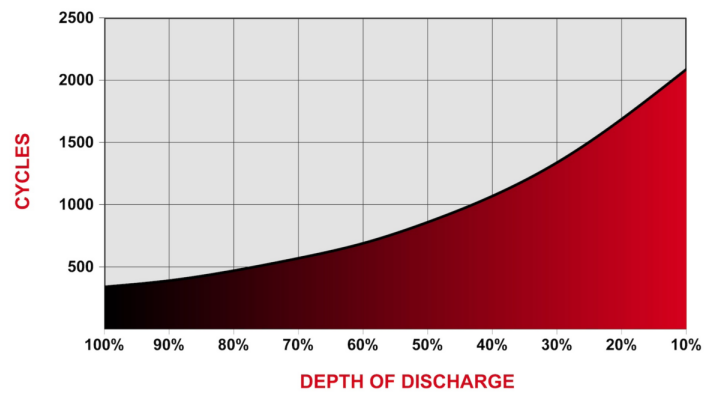
Specifications

Weight	32 kg	70.5 lbs
Length	243 mm	9.57"
Width	187 mm	7.36"
Height Incl. Term.	275 mm	10.80"

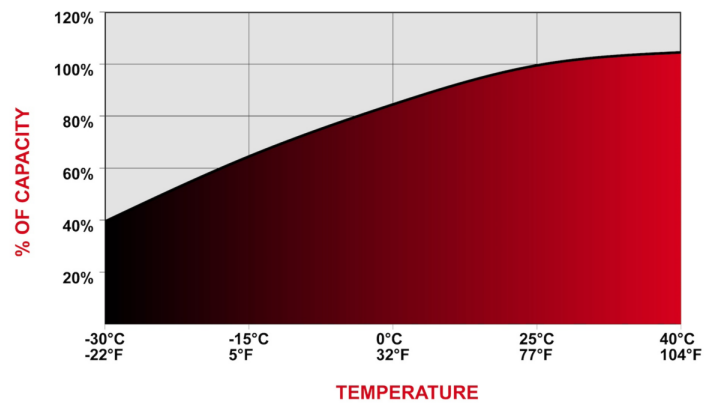
Product measurements & weights are calculated based on sample data. Individual specifications are subject to vary due to the manufacturing process & battery components.

Container	ABS
Cover	ABS
Handles	None

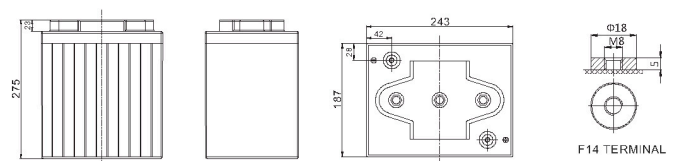
Cycle Life vs. Depth of Discharge



Capacity vs. Temperature



Detailed Illustration



Designed in compliance with applicable BCI, DIN, BS & IEC standards. Tested in compliance to BCI & IEC standards.

